

Performance Evaluation of an Automated Traveling Baking and Roasting Oven.

I.O. Ogunleye, Ph.D., R. Engr., COREN^{1*}, O. Awogbemi, R. Engr. COREN²,
and O.O. Okeowo, B. Eng.³

Department of Mechanical Engineering, University of Ado Ekiti, PMB 5363 Ado Ekiti, Nigeria

E-mail: fccadoekiti@yahoo.com¹
jolawogbemi@yahoo.com²
timkem2005@yahoo.com³

ABSTRACT

The performance evaluation of an automated traveling baking and roasting oven is presented. The oven consists of a 300mm x 300mm traveling tray, a 4500mm chain, and a 17 teeth sprocket to drive the chain. Heating is provided by two 30-Watt heaters installed in a baking/roasting area of 0.18m². Two delay timers are installed to control the movement of the tray and the heating chamber while a thermostat regulates the heaters temperatures. A 70g meat pie sample was baked at 200°C, 250°C, and 300°C oven temperatures for 40 minutes. The meat pie sample was inspected every 5 minutes interval to determine the time for the bread roll to be fully baked. The result of the inspection tests carried out on the samples showed that it took the 15 minutes for a 70g meat pie sample to be baked. It also revealed that the best baking temperature is 250°C.

(Keywords: baking, food, heating chamber, oven, mobile cooking technology)

INTRODUCTION

Long before recorded history, early man obtained his food by hunting wild game animals, fishing, and collecting edible seeds and roots of plants. With advancements in technology, man has also advanced his methods of gathering and processing his foods [1], [2]. While some foods are eaten raw, others need to be processed. Processing of food involves a series of activities embarked upon to ensure the conversion of food from its raw state to a form that is edible and more appealing for human consumption [3]. Food processing methods include cooking (boiling), frying, roasting, baking, etc. These methods involve the application of heat from different sources such as burning wood, coal, gas cooker,

electric cooker [4]. A clean environment is needed for food processing so as to encourage production of hygienic food, prevent food contamination, and food poisoning.

Among the food processing methods, baking has gained wide application for the processing of fast foods like bread, sauces, cakes, pies, etc. Baking is a method of cooking by heat in an enclosed space. The enclosed air is heated to a required temperature and the hot air cooks the food [4]. An oven is used to cook by dry heat at temperature between 100°C and 200°C, usually in an enclosure. Common types of oven include anthill oven, kerosene-tin oven, cupboard oven, electric oven, gas oven [1], [4].

In an electric oven, heating elements are installed at the sides of the oven and a thermostat controls the temperature [1]. The mode of heat transfer is mainly by radiation from the heaters and partly by convection of hot air trapped within the oven compartment. The radiant heat is absorbed in a very thin surface layer of solid foods, whose interior then heats slowly by conduction [5]. Advantages of baking/roasting in an oven include development of a good flavor in food, saving of time and energy because more foods can be cooked at a time, food contamination and poisoning is minimized [6]. Modern ovens are often made with some added conveniences and safety measures. Chief among these are food-probe temperature control, programmable time-temperature schedules, etc. [1], [2].

The automated traveling baking/roasting oven for baking was evaluated. The isometric view of the oven is as shown in Figure 1. The major parts of the oven include electric motor, transformer, heating chamber, 300mm by 300mm tray, tray rack, sprocket (17T), 4500mm chain, switch, timer

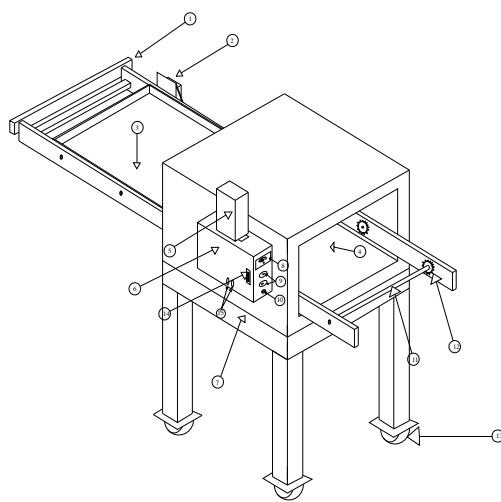


Fig.1: An automated travelling baking/roasting oven.

15	TIMER INDICATOR
14	ELECTRICAL/CONTROL PANEL CASING
13	TYRE
12	SPROCKET
11	SHAFT
10	SWITCH
9	THERMOSTAT/SEMESTA
8	TEMPEARTURE CONTROLLER
7	CARRIER
6	ELECTRICAL/CONTROL PANEL CASING
5	TRANSFORMER
4	HEATING CHAMBER
3	TRAY
2	ELECTRIC MOTOR
1	TRAY RACK
ITEM NO	PART NAME

THE ISOMETRIC VIEW OF AUTOMATED TRAVELLING BAKING/ROASTING OVEN

indicator, thermostat etc. The oven is also fixed with four tires for easy mobility.

There are two thermostats; one to control the upper heater while the other controls the lower heater. The thermostats ensure that the processing is done within a specified temperature. Since the oven is automated, there are two timers to be set (i.e., tray timer and the oven timer). The tray timer is the time (seconds) for the tray to transport the tray to the heating chamber while the oven timer controls the time (in minute) for the oven to fully process the product [2].

MATERIALS AND METHODS.

The first action is to set the two timers. The tray timer is set for 5 seconds, (i.e., it will take 5 seconds for the tray to get to the heating chamber and another 5 seconds for the tray to fully withdraw from the heating chamber after the product has been fully processed). Then the oven is connected to source of electric supply. The two heaters are switched on to preheat the heating chamber and raise the temperature above that of the environment. The preheating temperature is set to 50°C.

To evaluate this automated traveling oven, it was used to bake meat pies. A total of 8 pieces of meat pie of a mass 70g each were prepared with flour and other ingredients according to procedures prescribed by Obiageli et al. [6] for baking in a batch.

The two delay timers were thereafter set. The thermostats were set to 200°C, the tray timer set to 5 seconds, while the heating chamber timer set to 5 minutes.

The meat pie sample was placed on the tray and the oven was switched on. After the set time of 5 minutes, a feedback signal was sent to switch off the heating chamber heaters and the tray was triggered to withdraw the meat pie sample from the heating chamber. The mass of the meat pie sample was measured and recorded.

The same procedure was repeated for heating chamber timer of 10, 15, 20, 25, 30, 35, and 40 minutes, all at a temperature of 200°C.

The entire processes was also repeated at the oven temperatures of 250°C and 300°C, in turn. The results of the experiments were thereafter tabulated.

RESULTS AND DISCUSSION

The mass of the meat pie at various time under varying oven temperatures are as shown in Table 1. Starting with an initial mass of 70g, it was observed that the mass of the sample reduces with an increase in oven temperature from 200°C to 300°C. The mass also reduces as the time the sample spent in the oven increases.

For example, at the baking time of 5 minutes, the mass of the samples were 68.8g, 64g, and 63g at the baking temperature of 200°C, 250°C, and 300°C, respectively, while the mass has reduced to 55g, 50.6g, and 49.5g, respectively, at the same baking temperatures. This agrees with the work of Ogunleye and Awogbemi [7] that the mass of a sample decreases as the temperature and time increases.

Figure 2 further shows that the baking was most effective at the baking temperature of 300°C and least effective at the baking temperature of 200°C as reflected by the mass of the meat pie sample at these temperatures at equal interval of time.

The free moisture in the various meat pie sample decreases as both the baking time and temperature increases as shown in Table 2 and Figure. 3. This implies that baking as a form of drying is another method of removing moisture from a sample and can be said to be synonymous with drying. Both Table 3 and Figure 4 revealed that the drying rate increased with increase in baking time and temperature, that is, the sample dry faster with increase in temperature.

Table 1: Mass of Meat Pie Samples (M_r) at Various Baking Times and Temperatures.

Baking Time, t (mins)	Free Moisture Content, M_f		
	200°C	250°C	300°C
0	0.5	0.5	0.5
5	0.304951	0.354388	0.445669
10	0.237734	0.236192	0.248787
15	0.185333	0.157416	0.138792
20	0.144482	0.104914	0.077453
25	0.112635	0.069923	0.043223
30	0.087808	0.046602	0.024121
35	0.068453	0.031059	0.013461
40	0.053365	0.0207	0.007512

Table 2: Free Moisture Content of Meat Pie Sample at Various Baking Times and Temperatures.

Baking Time, t (mins)	Mass of sample M_r (g) at various temperatures		
	200°C	250°C	300°C
0	70	70	70
5	68.8	64	63
10	67.5	62.5	61
15	66	60.7	58.6
20	64	56.2	55.8
25	62.2	55.5	53
30	58.5	52.1	50
35	55	50.6	49.5
40	53.1	49.5	48.2

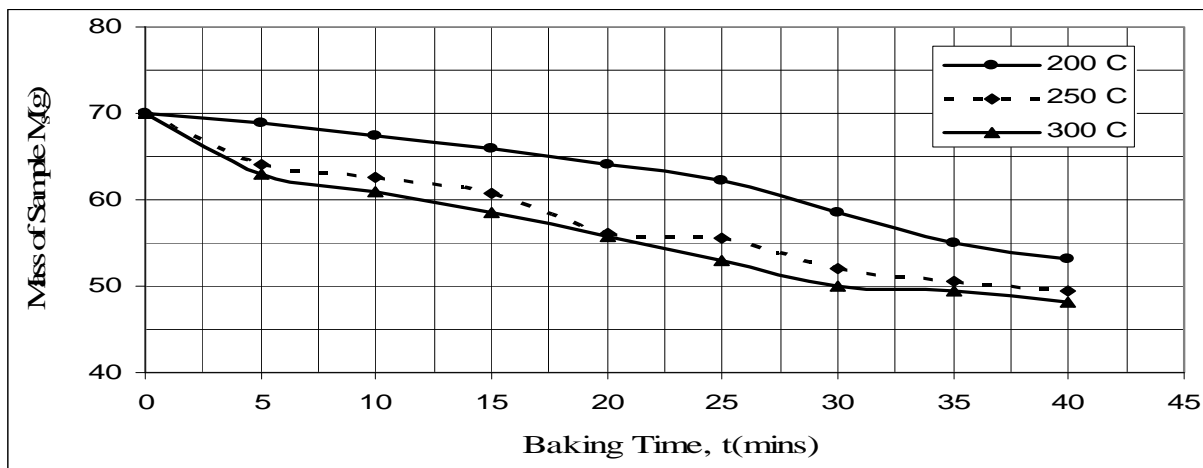


Figure 2: The Graph of Mass of Meat Pie Samples (g) against Baking Time (mins) at Various Baking Temperatures (°C).

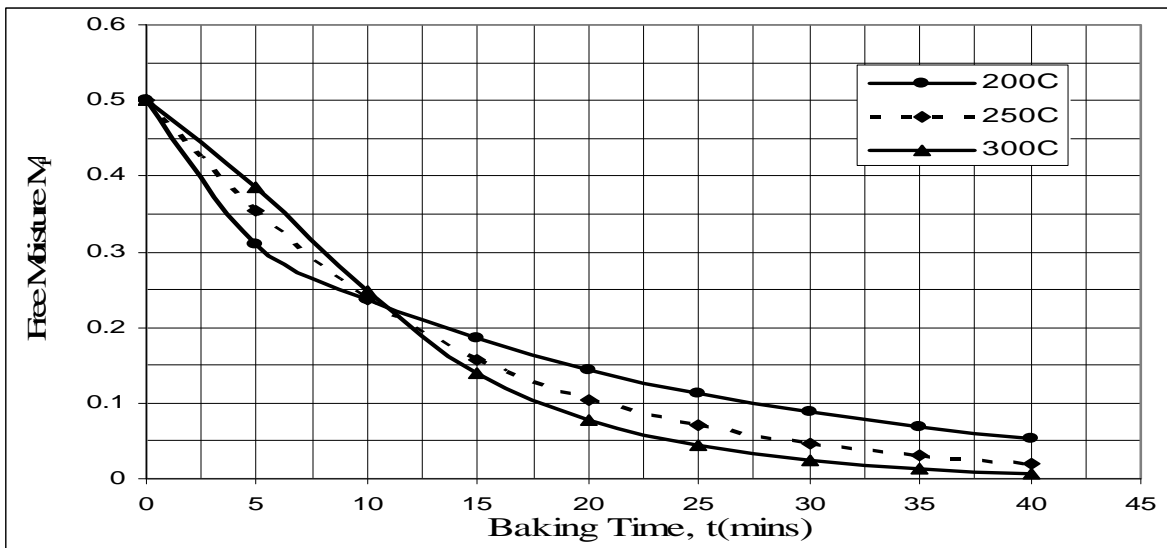


Figure 3: The Graph of Free Moisture Content (M_f) against Baking Time (mins.) at Various Baking Temperatures.

Table 3: Drying Rate (D_r) at Various Baking Temperatures.

200°C		250°C		300°C	
Drying Rate, D_r	Free Moisture, M_f	Drying Rate, D_r	Free Moisture, M_f	Drying Rate, D_r	Free Moisture, M_f
0.0035	0.304951	0.0027	0.354388	0.0024	0.445669
0.0046	0.237734	0.0033	0.236192	0.003	0.248787
0.0067	0.185333	0.0048	0.157416	0.0046	0.138792
0.0076	0.144482	0.0071	0.104914	0.0084	0.077453
0.0082	0.112635	0.01	0.069923	0.012	0.043223
0.01	0.087808	0.0125	0.046602	0.0159	0.024121
0.0123	0.068453	0.0133	0.031059	0.0176	0.013461
0.0133	0.053365	0.0146	0.0207	0.0198	0.007512

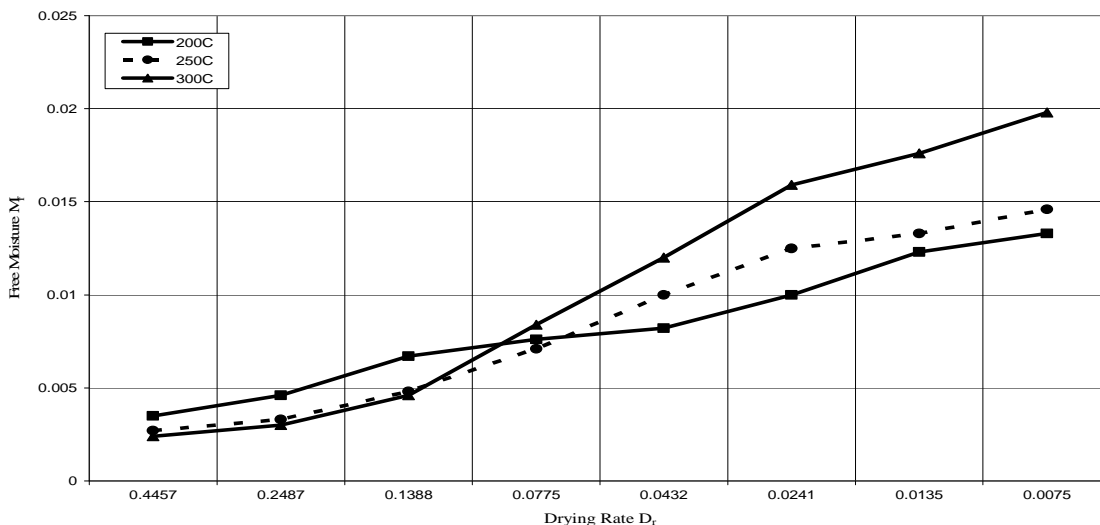


Figure 4: The Graph of Free Moisture Content (M_i) against Drying Rate (D_i).

CONCLUSION

It can be concluded that the oven operated well without any risk of hazard or injury to the operator and other users. The machine has no special features so can be operated by any adult with little training with little or no supervision. The machine is a good starting point for any small scale fast food shop operators as it can successfully process bread, cake, pastries, pie, meat, etc.

The rate of baking is fastest at 300°C and slowest at 200°C, which shows that the higher temperature the faster the rate of baking. This agrees with the work of Ogunleye and Awogbemi [7] that temperature is a major factor in processing and preservation of food and other perishable products and that increase in temperature triggers high moisture loss.

However, for this machine, the ideal condition for baking is 15 minutes at an oven temperature of 250°C. The baking time can be reduced if the temperature is increased but the temperature must never be increased beyond 300°C.

ACKNOWLEDGMENT

The authors acknowledge the support of Adesua Olatunde in the fabrication of the machine and carrying out the tests.

REFERENCES

1. Berbard, S.C. 1988. *The Encyclopedia Americana*. Vol. 11. International Edition. Grolier Inc.: New York, NY. 510-526.
2. Dorf, C.R. and Bishop, R.H. 1998. *Modern Control Systems (6th Ed.)*. Addison-Wesley Longman: Long Beach, CA. 45,50.
3. Ihekoronye, A.I. and Ngoddy, P.O. 1985 *Integrated Food Science and Technology for the Tropics*. Macmillan: Ibadan, Nigeria. 51.
4. Enid, O. 1985. *The Students' Cookery Book*. 2nd Edition. Oxford University Press: Hong Kong, China. 29, 273-275.
5. Sacheva, R.S. 2008. *Fundamentals of Engineering Heat and Mass Transfer*. 3rd Edition. New Age International: New Delhi, India. 223-224.
6. Obiageli, E., Fatima, B., Laraba, B. and Foluke, A. 2007. *Home Economics*. 2nd Edition. University Press: Ibadan, Nigeria. 117, 121-122.
7. Ogunleye, I.O. and Awogbemi, O. 2009. "Method of Preserving and Improving the Quality of Locust Beans". *Advanced Materials Research*. 62-64. Trans Tech Publications, Switzerland. pp. 226-223.

ABOUT THE AUTHORS

Engr. (Dr.) I.O. Ogunleye is a Senior Lecturer in the Department of Mechanical Engineering, University of Ado Ekiti, Ekiti State, Nigeria. Dr. Ogunleye is a COREN registered Engineer and is also a member of the Nigeria Society of Engineers (NSE). He holds a Ph.D. degree in Thermofluids. His research interests are in the areas of thermofluids, fluid mechanics, energy, and heat transfer.

Engr. O. Awogbemi is a Senior Technologist in the Department of Mechanical Engineering, University of Ado Ekiti, Ekiti State, Nigeria. Engr. Awogbemi is a COREN registered Engineer and is also a member of the Nigeria Society of Engineers (NSE). He holds a Post Graduate Diploma in Mechanical Engineering and currently rounding off his M. Eng degree programme in thermofluids/energy. His research interests are in the areas of thermofluids, Energy, heat transfer, and food engineering.

Mr O.O. Okeowo holds a B.Eng. degree in Mechanical Engineering from the University of Ado Ekiti, Nigeria. He is currently undergoing his one year mandatory youth service.

SUGGESTED CITATION

Ogunleye, I.O., O. Awogbemi, and O.O. Okeowo. 2009. "Performance Evaluation of an Automated Travelling baking and Roasting Oven". *Pacific Journal of Science and Technology*. 10(2):130-135.

 [Pacific Journal of Science and Technology](http://www.akamaiuniversity.us/PJST.htm)